


NOS GAMMES DE PROFILÉS ALUMINIUM

LES TYPES "i"

STI8-4040

Base 40x40
Rainure de 8 mm
Taraudage M8
Rayon : 4mm
Profondeur de rainure : 12 mm



STI6-3030

Base 30x30
Rainure de 6 mm
Taraudage M6
Rayon : 3mm
Profondeur de rainure : 9,9 mm



STI5-2020

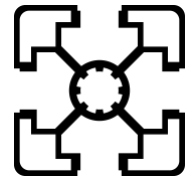
Base 20x20
Rainure de 5 mm
Taraudage M5
Rayon : 2mm
Profondeur de rainure : 6,35 mm



LES TYPES "B"

STB10-4545

Base 45x45
Rainure de 10mm
Taraudage M12
Rayon : 3mm
Profondeur de rainure : 14,5 mm



STB8-3030

Base 30x30
Rainure de 8mm
Taraudage M8
Rayon : 2mm
Profondeur de rainure : 9 mm

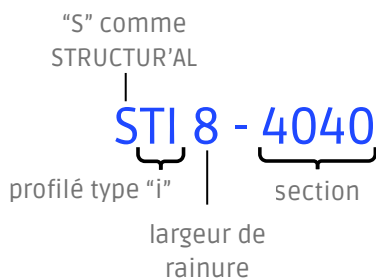


STB6-2020

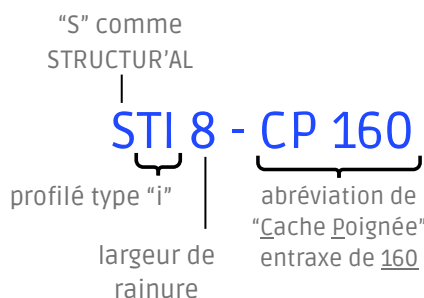
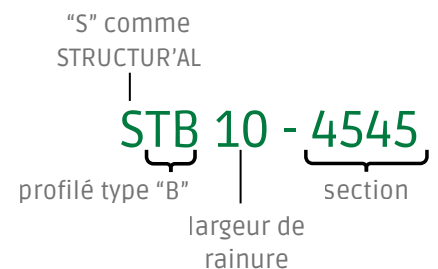
Base 20x20
Rainure de 6mm
Taraudage M6
Rayon : 1,5 mm
Profondeur de rainure : 5,5 mm



COMPRENDRE NOS REFERENCES



PROFILÉS



ACCESSOIRES

